

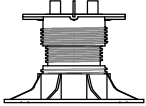

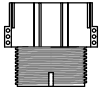




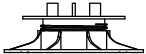



BISON Innovative Products

Get CEU Credits, Details, & Specifications online at www.bisonip.com

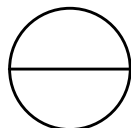
701 Osage Street, Unit 120, Denver, CO 80204 USA
Phone 303.892.0400 Toll Free 800.333.4234 Fax 303.825.5988
EMail info@bisonip.com Web www.bisonip.com

LEVEL.IT
Adjustable Pedestals

PRODUCT LINE	MODEL NO.	DESCRIPTION	HEIGHT RANGE
	LC-18 LC-316	ADJUSTABLE PEDESTAL 1/8" (3.2 mm) TAB ADJUSTABLE PEDESTAL 3/16" (4.5 mm) TAB	2" TO 4-3/4" (51 TO 121 mm)
	C1	COUPLER	ADDS UP TO 1-1/2" (38 mm)
	C4	COUPLER	ADDS UP TO 4" (102 mm)
	VT18 VT316	ULTRA LOW HEIGHT 1/8" (3.2 mm) TAB ULTRA LOW HEIGHT 3/16" (4.5 mm) TAB	1/8" (3.2 mm)
	HD25-18 HD25-316	FIXED HEIGHT STACKABLE 1/8" (3.2 mm) TAB FIXED HEIGHT STACKABLE 3/16" (4.5 mm) TAB	1/4" (6 mm)
	HD50-18 HD50-316	FIXED HEIGHT STACKABLE 1/8" (3.2 mm) TAB FIXED HEIGHT STACKABLE 3/16" (4.5 mm) TAB	1/2" (13 mm)
	HD75-18 HD75-316	FIXED HEIGHT STACKABLE 1/8" (3.2 mm) TAB FIXED HEIGHT STACKABLE 3/16" (4.5 mm) TAB	3/4" (19 mm)
	LO-18 LO-316	LOW HEIGHT ADJUSTABLE 1/8" (3.2 mm) TAB LOW HEIGHT ADJUSTABLE 3/16" (4.5 mm) TAB	1-1/4" TO 2" (32 TO 51 mm)
	LD4	BASE LEVELER FOR 1/4" PER FOOT (2%) SLOPE COMPENSATION	ADDS 1/4" (6 mm)

GENERAL NOTES: APPLY TO ALL OF THE ABOVE PRODUCTS

1. INSTALLATION MUST BE COMPLETED IN ACCORDANCE WITH BISON INNOVATIVE PRODUCTS SPECIFICATIONS.
2. DRAWINGS NOT TO SCALE.
3. CONTRACTOR'S NOTE: FOR PRODUCT AND COMPANY INFORMATION VISIT www.BisonIP.com



PRODUCT LINE

LEVEL.IT PEDESTALS